

Title of Paper: Story Board

Name: Shernell Gill

ID#: 320047695

The University of the West Indies-Open Campus Site

Postgraduate Degree in Instructional Design and Technology 2020-2023

EDID 6508 Developing Instructional Media

Course Instructor: Dr. Leroy Hill

Date: 27 November 2021

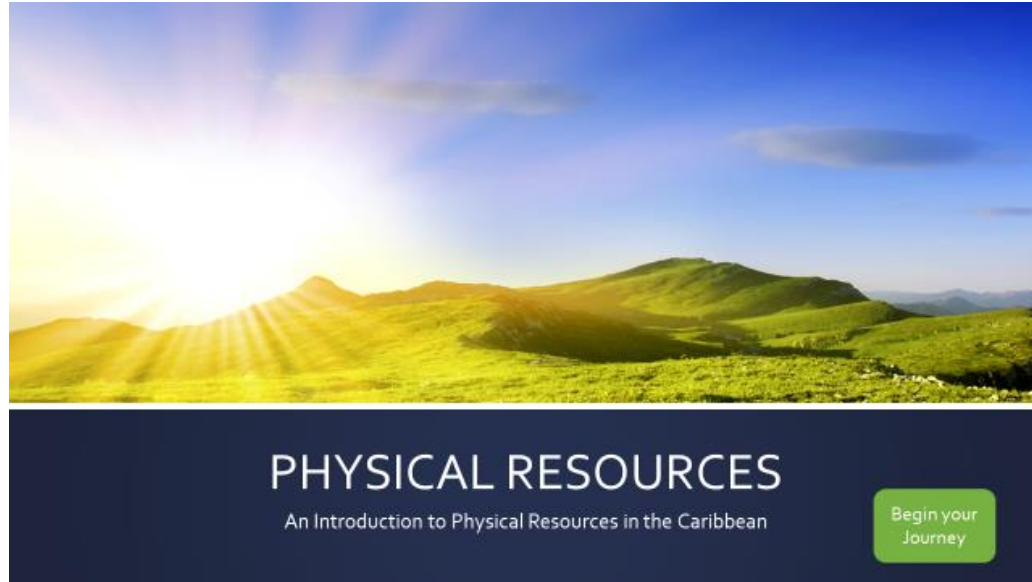
Storyboard Template

Screen: 1 of 16

Topic: Physical Resources in the Caribbean

Age Range: 15-17

Screen Description: This is the first screen for the unit. It will show the topic and subtopic.



Details:

Still Image: Presentation template

Text: Main heading- Corbel (Heading) Size 48. Sub heading- Corbel (Body) Size 20

Interactivity: Users will click the button 'Begin your journey'. Text- Corbel (Body) Size 18. Colour- White

Navigation Button: Screen goes to the Welcome section

Storyboard Template

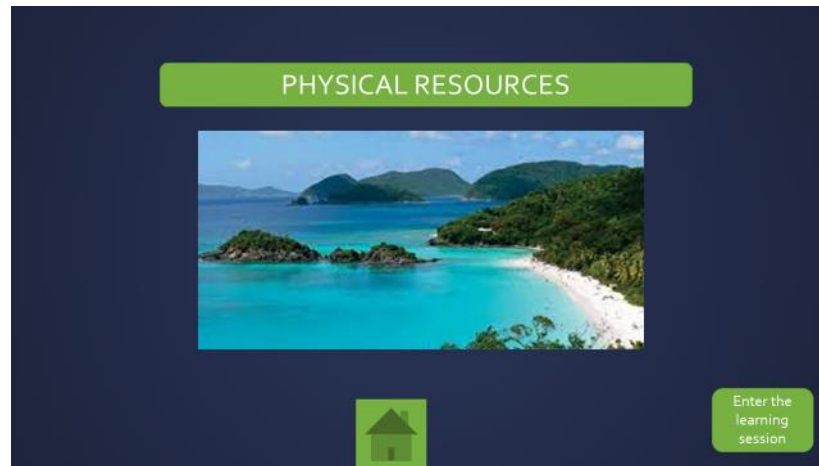
Screen: 2 of 16

Topic: Physical Resources in the Caribbean

Age Range: 15-17

Screen Description: This screen welcomes the learner to the unit

Screen Layout

**Details**

Audio:

Speech:

Welcome to this unit on Physical Resources. This is the third component under the theme 'Resource' in fulfilment of the CSEC syllabus. Please navigate carefully to ensure that you understand and become familiar with the concepts discussed.

Music- Soft background music

Still Image: Image of the Caribbean sea. Photo Credits:

<https://www.google.com/url?sa=i&url=https%3A%2F%2Fwww.globalchange.gov%2Fbrowse%2Feducators%2Fwildlife-wildlands-toolkit%2Feco-regions%2Fcaribbean&psig=AOvVaw38Cl5z3Tt8I9Y4SGrMdxsk&ust=1637153376621000&source=images&cd=vfe&ved=0CAsQjRxqFwoTCLjhi-nInPQCFQAAAAAdAAAAABAD>

Text: Main heading- Corbel (Heading) Size 34.

Interactivity: Users will click the button 'Enter the learning session. Text- Corbel (Body) Size 18.

Colour- White

Navigation Button(s): Home button takes you to the first slide, 'Enter the learning session' button takes you to the Objectives.

Storyboard Template

Screen: 3 of 16

Topic: Physical Resources in the Caribbean

Age Range: 15-17

Screen Description: This screen gives users the objectives for the unit

Screen Layout

**Details**

Audio:

Speech

1. Define physical resources
2. List physical resources
3. Classify physical resources
4. Locating physical resources in the Caribbean
5. Explain the uses of physical resources
6. Explain the importance of developing physical resources

Music- Background music that becomes softer as the instructor begins to speak

Still Image: Image of 'learning objectives'. Photo credits:

https://www.google.com/url?sa=i&url=https%3A%2F%2Fwww.evolutionculture.co.uk%2Fconstructing-learning-objectives%2F&psig=AOvVaw2p4hZmTYA2u8hKb_7eEju&ust=1637156388498000&source=images&cd=vfe&ved=0CAsQjRxqFwoTCJijZCBnfQCFQAAAAAdAAAAABAD

Text: On screen text- Corbel (Body) Size 20. Colour- Black

Interactivity: Users will click the navigate button to move back or forward in the unit

Navigation Button(s): Previous and Forward buttons used to navigate the unit

Storyboard Template

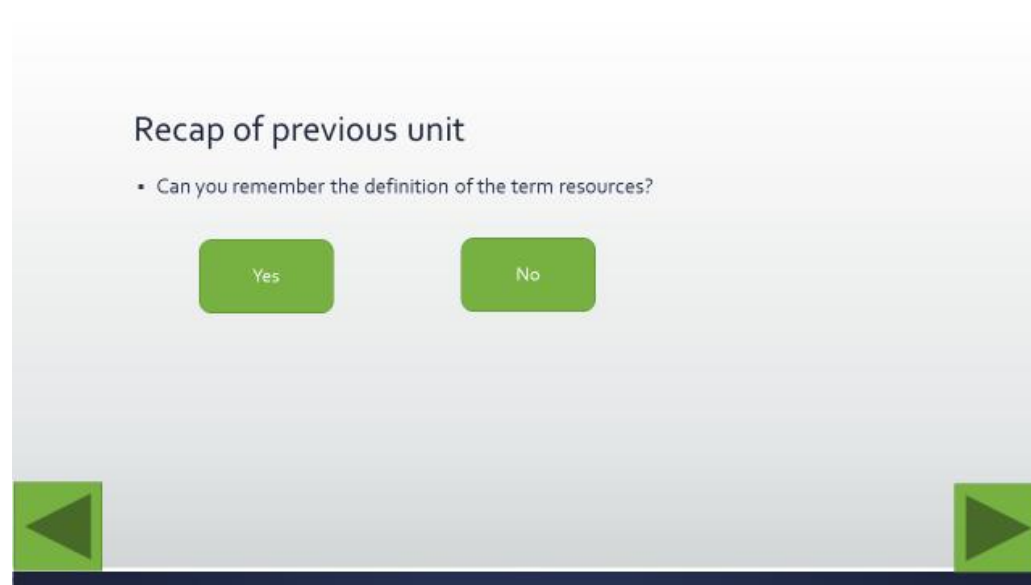
Screen: 4 of 16

Topic: Physical Resources in the Caribbean

Age Range: 15-17

Screen Description: This screen recaps a section of the previous unit

Screen Layout



Details

Audio:

Speech- In the last unit, we looked at human resources. Can you remember the definition of the term resources?

Music- Soft background music

Text: Main heading- Corbel (Heading) Size 34. On screen text- Corbel (Body) Size 20. Colour- Black

Interactivity:

User will click the green navigation buttons of 'Yes' or 'No' to select their response.

Sound effects: Clicking 'yes' the user will hear applause, clicking 'no' the user will hear a bomb drop

Users will click the navigate button to move back or forward in the unit

Green Navigation Button(s): Previous and Forward buttons used to navigate the unit

Storyboard Template

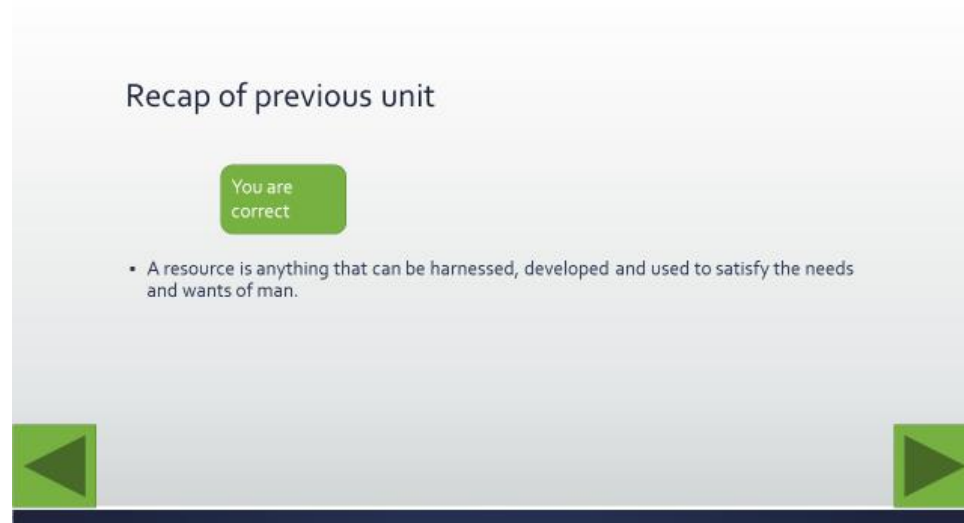
Screen: 5 of 16

Topic: Physical Resources in the Caribbean

Age Range: 15-17

Screen Description: This screen displays the correct answer from the recap question

Screen Layout

**Details**

Audio:

Speech- If you stated, 'a resource is anything that can be harnessed, developed and used to satisfy the needs and wants of man' then you are correct!

Music- Soft background music

Text: Main heading- Corbel (Heading) Size 34. . On screen text- Corbel (Body) Size 20 Colour- Black

Interactivity:

Users will click the navigate button to move back or forward in the unit

Navigation Button(s): Previous and Forward buttons used to navigate the unit

Storyboard Template

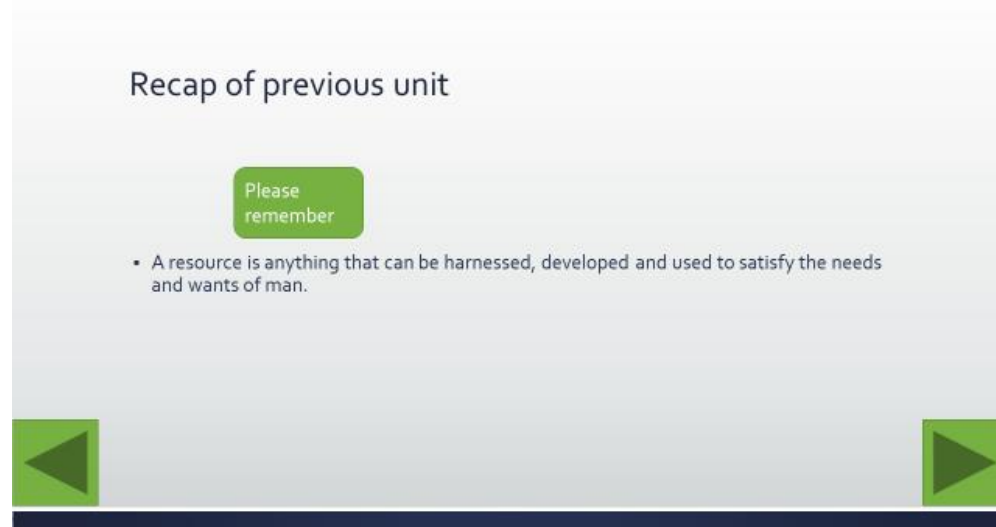
Screen: 6 of 16

Topic: Physical Resources in the Caribbean

Age Range: 15-17

Screen Description: This screen displays the correct answer from the recap question

Screen Layout

**Details**

Audio:

Speech- If you said no, please remember that 'a resource is anything that can be harnessed, developed and used to satisfy the needs and wants of man'

Music- Soft background music

Text: Main heading- Corbel (Heading) Size 34. . On screen text- Corbel (Body) Size 20 Colour- Black

Interactivity:

Users will click the navigate button to move back or forward in the unit

Navigation Button(s): Previous and Forward buttons used to navigate the unit

Storyboard Template

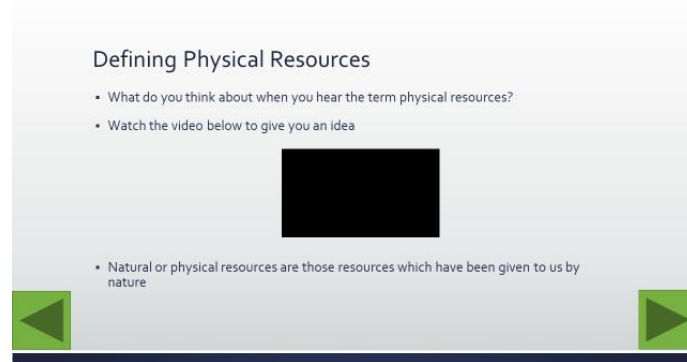
Screen: 7 of 16

Topic: Physical Resources in the Caribbean

Age Range: 15-17

Screen Description: This screen introduces learners to new content

Screen Layout

**Details**

Audio:

Speech-

What do you think about when you hear the term physical resource? Watch the video below to give you an idea

Video: Brief 18 second video on aspects of nature. <https://www.youtube.com/watch?v=fsSN6jDtJdY>

Music- Soft background music from the video

Speech- Now that you watched the video, what do you think it means? A pause to let learners think about a definition. Natural or physical resources are those resources which have been given to us by nature.

Text: Main heading- Corbel (Heading) Size 34. . On screen text- Corbel (Body) Size 20. Colour- Black

Interactivity:

Users will click on the video to watch it.

Users will click the navigate button to move back or forward in the unit

Navigation Button(s): Previous and Forward buttons used to navigate the unit

Storyboard Template

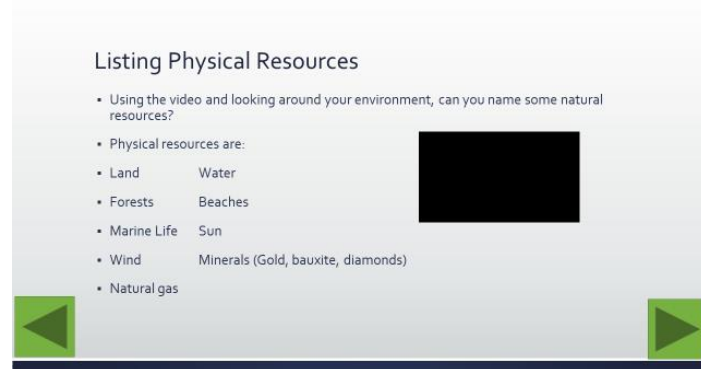
Screen: 8 of 16

Topic: Physical Resources in the Caribbean

Age Range: 15-17

Screen Description: This screen introduces learners to new content and builds on the previous scene

Screen Layout



Details

Audio:

Speech-

Using the video and looking around your environment, can you name some natural resources

Video: Brief 18 second video on aspects of nature. <https://www.youtube.com/watch?v=fsSN6jDtJdY>

Music- Soft background music from the video

A pause to let learners think about a definition.

Speech- If you have named any of these resources, good job!

Sound effects: Applause

Text: Main heading- Corbel (Heading) Size 34. . On screen text- Corbel (Body) Size 20. Colour- Black

Interactivity:

Users will click on the video to watch it.

Users will click the navigate button to move back or forward in the unit

Navigation Button(s): Previous and Forward buttons used to navigate the unit

Storyboard Template

Screen: 9 of 16

Topic: Physical Resources in the Caribbean

Age Range: 15-17

Screen Description: This screen assesses the learner with what they have learned so far and prior knowledge

Screen Layout

**Details**

Audio:

Speech- Match the pictures with the natural resources you have just learned.

Music- Soft background music from the video

A pause to let learners match the information

Speech- If you have match them perfectly, excellent job!

Sound effects: Applause

Text: Main heading- Corbel (Heading) Size 34. . On screen text- Corbel (Body) Size 20. Colour- Black

Images: Photo Credits

<https://www.google.com/url?sa=i&url=https%3A%2F%2Fwww.gard.no%2Fweb%2Fupdates%2Fcontent%2F20894756%2Floading-of-bauxite-and-other-cargoes-that-may-liquefy&psig=AOvVaw1uJMkh8SGWflnAs8X3GgX2&ust=1637167780949000&source=images&cd=vfe&ved=0CAsQjRxqFwoTCKj37bSrnfOCFQAAAAAdAAABAD>

<https://www.google.com/url?sa=i&url=https%3A%2F%2Fwww.mindat.org%2Fmin-8681.html&psig=AOvVaw2ve7rchFfpBkWzls0NMC8R&ust=1637167682818000&source=images&cd=vfe&ved=0CAsQjRxqFwoTCMCsScirnOCFQAAAAAdAAABAD>

https://www.google.com/url?sa=i&url=https%3A%2F%2Fdavidsuzuki.org%2Fstory%2Fhealthy-forests-mean-healthy-people%2F&psig=AOvVaw2jy40_vtssbkWLIKY_i_tA&ust=1637168012229000&source=images&cd=vfe&ved=0CAsQjRxqFwoTCLiQ_aSsnfOCFQAAAAAdAAABAD

<https://www.google.com/url?sa=i&url=https%3A%2F%2Fwww.medicalnewstoday.com%2Farticles%2Fmarine-life-can-bounce-back-by-2050-but-only-if-we-act-now&psig=AOvVaw1QmuYHds0Vye2bK0Zc7sEy&ust=1637168057579000&source=images&cd=vfe&ved=0CAsQjRxqFwoTCJDG6LmsnfOCFQAAAAAdAAABAD>

<https://www.google.com/url?sa=i&url=https%3A%2F%2Fwww.prominent.com%2Fen%2FApplications%2FApplications%2FWater-Treatment-and-Water-Disinfection%2FWater-Treatment-and-Water-Disinfection.html&psig=AOvVaw2jd-818hUiQf9KX5f6xLco&ust=1637168123882000&source=images&cd=vfe&ved=0CAsQjRxqFwoTCKiG7tmsnfQCFQAAAAAdAAAAABAD>

<https://www.google.com/url?sa=i&url=https%3A%2F%2Fwww.cntraveler.com%2Fgalleries%2F2015-02-24%2Ftop-10-most-beautiful-island-beaches-hawaii-australia&psig=AOvVaw3WVGp68BvRGWVlz0sSaOAh&ust=1637168161087000&source=images&cd=vfe&ved=0CAsQjRxqFwoTCPip4emsnfQCFQAAAAAdAAAAABAD>

https://www.google.com/imgres?imgurl=https%3A%2F%2Fwww.lufft.com%2Fblog%2Fapp%2Fuploads%2F2020%2F01%2Fstrong_wind.jpg&imgrefurl=https%3A%2F%2Fwww.lufft.com%2Fblog%2Fen%2Fwind-gust-measurement-with-lufft-ventus-and-v200a%2F&tbnid=DIOWxBXfOwm3QM&vet=12ahUKEwjQn-77rJ30AhXJK98KHZ_IDN0QMvgBegUIARDNAQ..i&docid=EGSxHYIRqhCDOM&w=1000&h=559&q=wind&ved=2ahUKEwjQn-77rJ30AhXJK98KHZ_IDN0QMvgBegUIARDNAQ

https://www.google.com/url?sa=i&url=https%3A%2F%2Fwww.londongold.com%2Fdiamond-buying-guide%2F&psig=AOvVaw18n3M_etx0rVpxA8ozpuSf&ust=1637168477023000&source=images&cd=vfe&ved=0CAsQjRxqFwoTCNiF7v6tnfQCFQAAAAAdAAAAABAD

Interactivity:

Users will match the words to the correct pictures

Users will click the navigate button to move back or forward in the unit

Navigation Button(s): Previous and Forward buttons used to navigate the unit

Storyboard Template

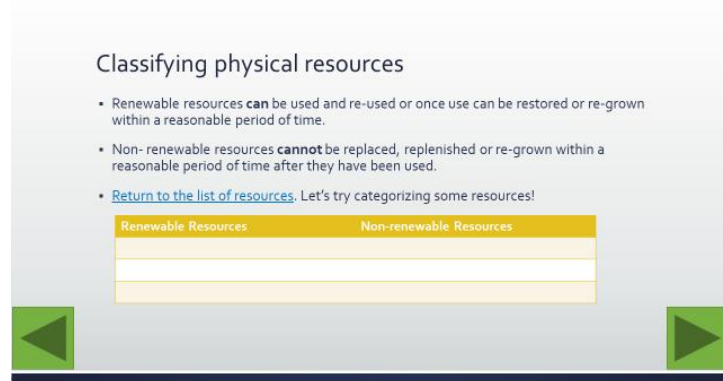
Screen: 10 of 16

Topic: Physical Resources in the Caribbean

Age Range: 15-17

Screen Description: This screen builds on what the learner has learned so far and assess their understanding of the concept of renewable and non-renewable.

Screen Layout

**Details**

Audio:

Speech-

Resources are classified into two categories

Music- Soft background music throughout the activity

A pause to let learners read through the note on their own

Speech- Return to the list of resources by clicking on the link and using the new information, classify the resources into renewable and non-renewable resources

Text: Main heading- Corbel (Heading) Size 34. . On screen text- Corbel (Body) Size 20. Colour- Black

Table: Two column table to categorise resources. Yellow outline. Corbel (Body) Size 20. Colour- White

Interactivity:

Users will click the navigate button to move back or forward in the unit

Navigation Button(s): Previous and Forward buttons used to navigate the unit

Storyboard Template

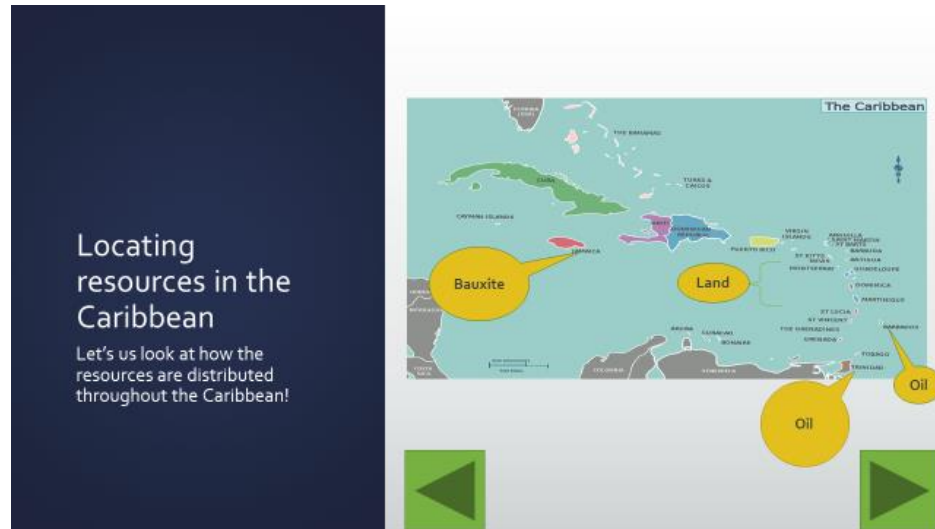
Screen: 11 of 16

Topic: Physical Resources in the Caribbean

Age Range: 15-17

Screen Description: This screen provides the learner with new information on the distribution of physical resources in the region.

Screen Layout

**Details**

Audio:

Speech- The Caribbean holds a wealth of physical resources. In this section, we will look at how physical resources are distributed throughout the Caribbean.

Music- Soft background music throughout the activity

Annotations: this will alert the use to the resources found in the Caribbean. An annotation bubble will display for some Caribbean countries and highlight the resource. Text- Corbel (Body) Size 16. Colour- Black. Bold

Text: Main heading- Corbel (Heading) Size 34. . On screen text- Corbel (Body) Size 20. Colour- White

Image: Caribbean Map. Photo Credits:

<https://www.google.com/url?sa=i&url=https%3A%2F%2Fcaribbean.home.blog%2Ftag%2Fsignificance-of-the-caribbean-map%2F&psig=AOvVaw02PYEP3328j6RxXyWqoxw&ust=1637172056756000&source=images&cd=vfe&ved=0CAsQjRqFwoTCKDdvq67nfQCFQAAAAAdA AAAABAg>

Interactivity:

Learners will analyse the map and the resources available in each country.

Users will click the navigate button to move back or forward in the unit

Navigation Button(s): Previous and Forward buttons used to navigate the unit

Storyboard Template

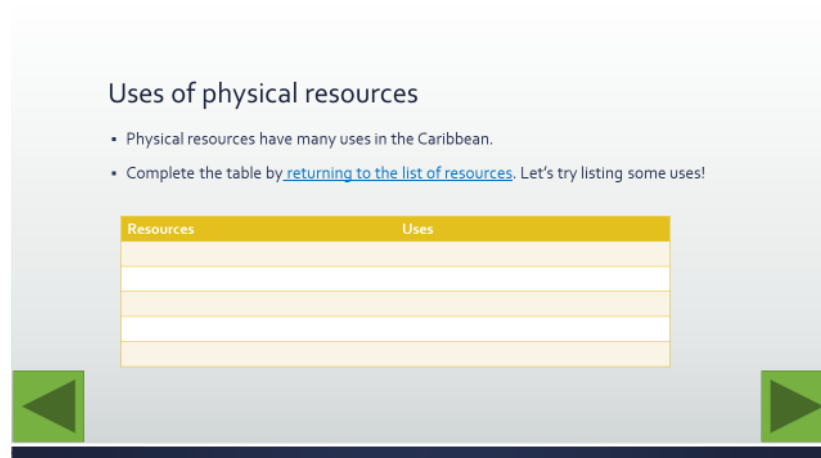
Screen: 12 of 16

Topic: Physical Resources in the Caribbean

Age Range: 15-17

Screen Description: This screen builds on what the learner has learned so far and assists in scaffolding their knowledge.

Screen Layout



Details

Audio:

Speech-

Physical resources have many uses in the Caribbean. Can you think of any of the uses?

Music- Soft background music throughout the activity

A pause to let learners think on the uses of resources

Text: Main heading- Corbel (Heading) Size 34. . On screen text- Corbel (Body) Size 20. Colour- Black

Table: Two column table to list the uses of resources. Yellow outline. Corbel (Body) Size 20. Colour-

White

Interactivity:

Users will click the navigate button to move back or forward in the unit

Navigation Button(s): Previous and Forward buttons used to navigate the unit

Storyboard Template

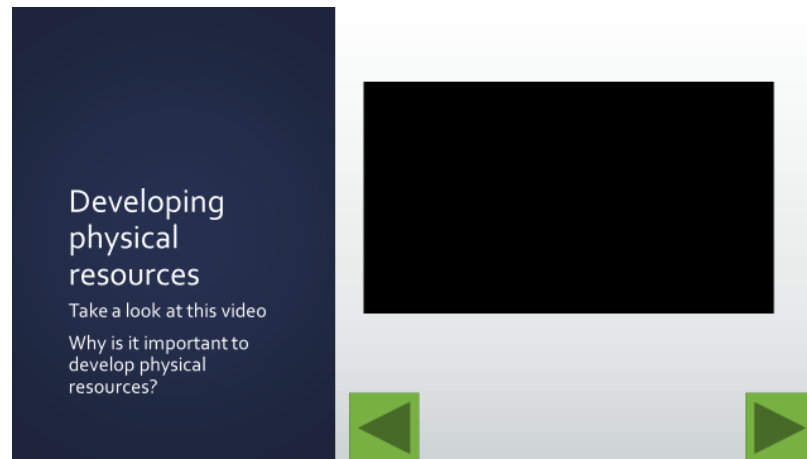
Screen: 13 of 16

Topic: Physical Resources in the Caribbean

Age Range: 15-17

Screen Description: This screen builds on what the learner has learned so far and helps them to understand why developing physical resources are important

Screen Layout

**Details**

Audio:

Speech- This sections take us a bit deeper into the importance of physical resources. Please listen and watch carefully to the point made.

Video: Brief 2 minute 40 second video on developing physical resources

<https://www.youtube.com/watch?v=By9XqQGJRbg>

Music- Soft background music from the video

A pause to let learners watch the video and make note of the importance of developing physical resources

Speech: If you have noted that resources contribute to our economic development and help us to invest in our social services, you are correct!

Sound effects: Applause

Text: Main heading- Corbel (Heading) Size 34. . On screen text- Corbel (Body) Size 20. Colour- White

Interactivity:

Users will click on the video to watch it.

Users will click the navigate button to move back or forward in the unit

Navigation Button(s): Previous and Forward buttons used to navigate the unit

Storyboard Template

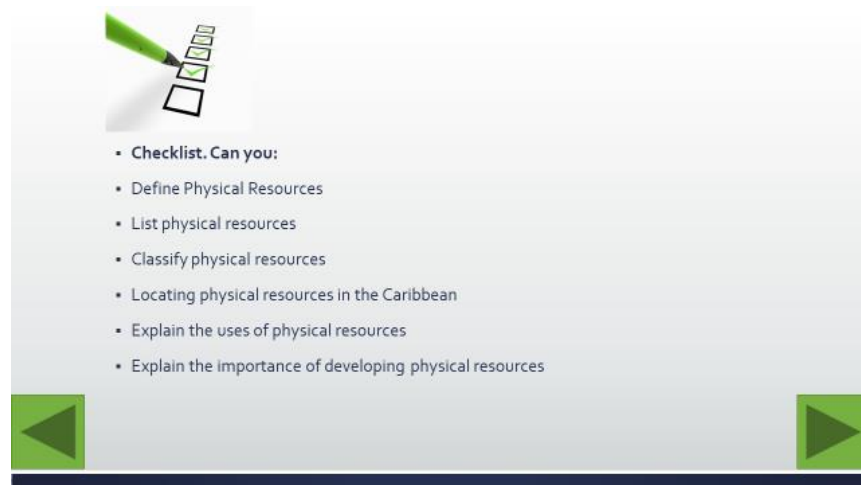
Screen: 14 of 16

Topic: Physical Resources in the Caribbean

Age Range: 15-17

Screen Description: This screen lets learners check on their knowledge by displaying the objectives of the unit

Screen Layout

**Details**

Audio:

Speech- You have almost made it to the end of this unit. Review the objectives to ensure you have gained the necessary knowledge. If you are unsure about a concept, go back to the section and review before completing the assessment.

Music- Soft background music from the video

Learners will think about if they have achieved the objectives

Text: Main heading- Corbel (Heading) Size 34. . On screen text- Corbel (Body) Size 20. Colour- Black

Image- Objective Checklist. Photo credits:

<https://www.google.com/url?sa=i&url=https%3A%2F%2Fdougx2.wordpress.com%2F2013%2F09%2F07%2Fdaily-checklist-to-contentment%2F&psig=AOvVaw29ShhBnBpe366muUyxgNK2&ust=1637187139320000&source=images&cd=vfe&ved=0CAsOjRxqFwoTCMii08TznfQCF0AAAAdAAAAABAD>

Interactivity:

Users will click the navigate button to move back or forward in the unit

Navigation Button(s): Previous and Forward buttons used to navigate the unit

Storyboard Template

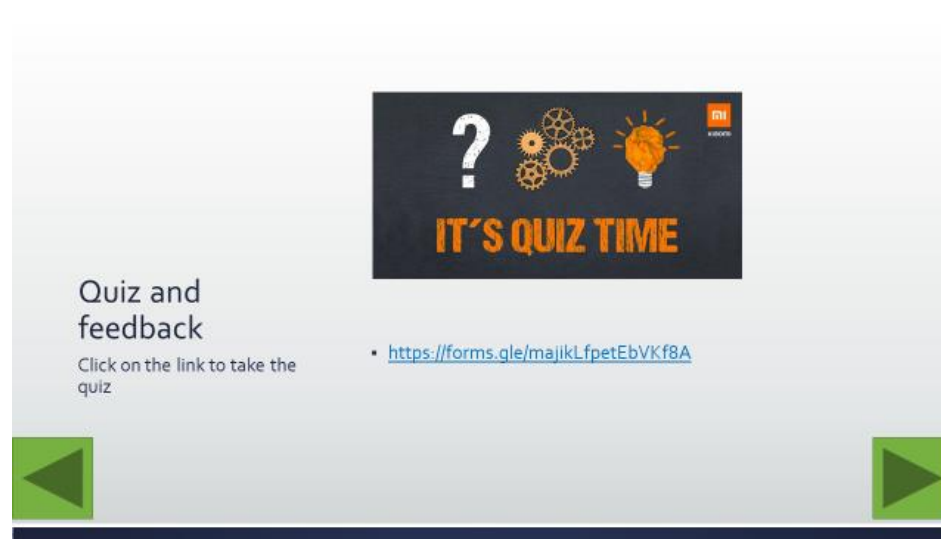
Screen: 15 of 16

Topic: Physical Resources in the Caribbean

Age Range: 15-17

Screen Description: This screen displays the assessment for learners via a link to a Google Forms

Screen Layout

**Details**

Audio:

Speech- You have come to the end of this unit. Please click on the link provided to complete a short assessment of this unit. Good Luck!

Google Forms: <https://forms.gle/majikLfpetEbVKf8A>

Text: Main heading- Corbel (Heading) Size 34. . On screen text- Corbel (Body) Size 20. Colour- Black

Image- Quiz Time Photo credits: <https://www.google.com/url?sa=i&url=https%3A%2F%2Fmi.com%2Fthread-3556157-1-0.html&psig=AOvVaw3AUOETV7akj0H4QWRxZxAv&ust=1637177156466000&source=images&cd=vfe&ved=0CAsQjRxFwoTCNib47jOnfQCFQAAAAAAdAAABAD>

Interactivity:

Users will click on the link to access the quiz <https://forms.gle/majikLfpetEbVKf8A>

Users will click the navigate button to move back or forward in the unit

Navigation Button(s): Previous and Forward buttons used to navigate the unit

Storyboard Template

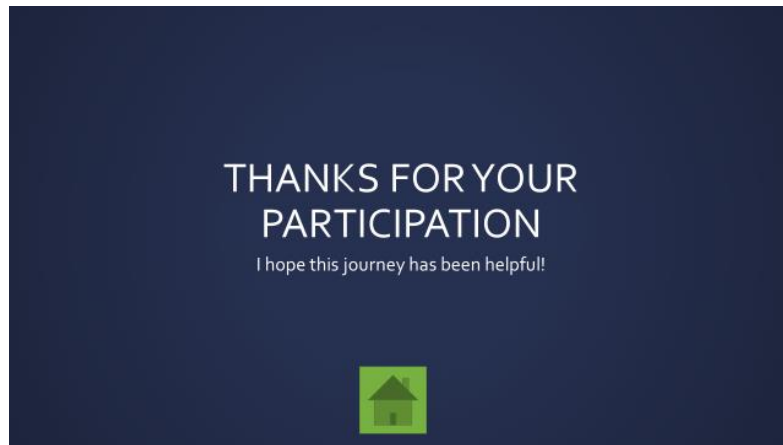
Screen: 16 of 16

Topic: Physical Resources in the Caribbean

Age Range: 15-17

Screen Description: This screen thanks users for participating in this unit on Physical Resources

Screen Layout

**Details**

Audio:

Speech- Thank you for participating!

Music: Soft background music

Text: Main heading- Corbel (Heading) Size 54. On screen text- Corbel (Body) Size 24. Colour- White

Interactivity:

Users will click the navigate button to return to the home page of the unit.

Navigation Button(s): Home button